

C2S24HP-DCLN5D0 (Master)

C2L24HP-DCLN5D0 (Link)

The Server Technology® PRO2 Smart PDU provides local LED input current monitoring, allowing IT personnel to determine safe levels of loading on a per-phase basis while installing equipment into the rack/cabinet. The integral PIPS® technology provides billing-grade accurate measurement of current, voltage, active power, apparent power, power factor, crest factor, and accumulated energy at the input. These power data points, along with temperature and humidity measurements (provided via optional probes), are accessible through the built-in Web and CLI interfaces as well as through SNMP. The PRO2 Smart “Master” PDU can be connected to as many as three (with optional module) PRO2 Smart “Link” PDU to extend the network access to the redundant or secondary power feed without the risks of a daisy chain linking configuration.

Key Features



Network Monitoring

Gain access to valuable data through connections including HTTP(S), SSH, Telnet, SNMP, (S)FTP, SMTP, Syslog, LDAP(S), RS-232 serial, and more.



Star Multi-Linking

Provides the ability to link up to four power circuits using one IP address. Primary link provides backup power to network card.



Auto-Flip Current Display

Easy-to-read LEDs display current per phase to help prevent overloads and simplify three-phase load balancing in high-density cabinets. “Smart”




Branch Current Monitoring

PRO2 monitors current at each breaker branch and provides SNMP-based alerts and emails on high usage that risks a tripped circuit.



Alternating-Phase Outlets

3-phase power is wired in an alternating fashion per outlet for simplified load balancing, reduced cord lengths, and better airflow.



High Temperature Rating

This product has been tested and approved for safe and reliable operation in 60 °C data center environments.



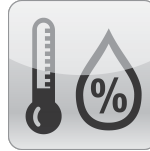
Cisco EnergyWise¹ Compliant

Meets the requirements set forth by Cisco Systems, Inc. for its EnergyWise program for monitoring of device energy.



Hot-Swap Network Card

Network access is ensured when power is lost to the Master unit with backup power provided by the primary link unit.



Temperature/Humidity Monitoring

Master and Link units each support two external 10' (3m) T/H probes. Receive SNMP-based alerts and email notifications.




Per-Inlet Power Sensing

Meets ANSI C12.1 for billing-grade accuracy of Current per phase. PIPS includes voltage, active power, apparent power, power factor, and energy.



Branch Circuit Protection

This PDU meets the UL and IEC 60950-1 requirement for branch circuit protection through use of UL489 rated magnetic-hydraulic circuit breakers or UL248 fuses.



High Density Outlet Technology

The highest outlet density available in a network connected PDU. Meets IEC C13 and C19 specifications, plus high native retention and UL94V-0 flame rating.



Color Identification

Choose from six colors to designate circuits for rack PDUs in the data center. Color options include Blue, Red, Green, White, Yellow, and Black.

Inputs

Input Voltage (V):	208
Input Plug:	NEMA L15-30P
Input Current (A):	30
Input Current Rated (A):	24
Input Power Capacity (kW):	8.6

Outputs

Connector	Rating
(24) x IEC 60320/C13	North American Rating: ≤ 12A @208V L-L (15A Peak)

Branch Circuit Protection

UL498 Compliant 2-pole, 20A trip circuit breakers, three (3) branch, rating: ≤ 16A, 5 kAIC Interrupt Rating

Physical

Dimensions: 3.5in tall x 17.2in wide x 10.0in deep [89mm x 437mm x 254mm]

Environmental

Operating Environment: 32°F to 140°F / 0°C to 60°C | 8%RH to 90%RH non-condensing | 6,500ft/2km elevation

Storage Environment: -40°F to 185°F / -40°C to 85°C | 8%RH to 90%RH non-condensing | 50,000ft/15km elevation

Quiescent / Unloaded Power Draw: < 10W for all configurations

Communications & Security

10/100 Mbps Ethernet (RJ-45 connector), RS-232 serial (RJ-45 connector)

Two (2) temperature/humidity sensor inputs (4P4C), Link port (RJ-12) - {also on Link PDU}

Web-browser GUI and command-line interface (CLI): HTTP/HTTPS, TLSv1.2, SSHv2, Telnet, SNMPv2c and v3 (GET, SET, Traps), IPv4 and IPv6, LDAPv3/LDAPS, TACACS+, RADIUS, FTP/SFTP

Certifications

North American:

cTUVus Mark to UL 60950-1:2007 R10.14

CAN/CSA-C22.2 No. 60950-1-07+A1:2011+A2:2014

FCC Part 15 Subpart B Sections 15.107 and 15.109, Class A

Measurement Accuracy

Input Measurement Accuracy:

LED Current = ± 10% at 0.1 amp (0.3 - 9.9 amps) and 1 amp (> 9.9 amps) resolution

GUI Current = ± 1% at 0.01 amp resolution (above 0.25 amp)

Voltage = ± 1% at 0.1 volt resolution (nominal ± 10%)

Active Power = ± 1% at 1 watt resolution

Apparent Power = ± 1% at 1 volt-amp resolution

Power Factor = ± 3% at 0.01 resolution

Crest Factor = ± 10% at 0.1 resolution

Energy = ± 1% at 0.1 kilowatt-hour resolution

Branch Measurement Accuracy

Current = $\pm 3\%$ at 0.01 amp resolution (above 0.5 amp)

Optional Accessories

EMTH-1-1 Combination Temperature/Humidity Probe, 10ft (3m)

EMCU-1-1B Environmental Monitor adding:

- Two (2) EMTH-1-1 temperature/humidity ports (one probe included)
- One (1) EMWS-1-1 water sensor port (probe sold separately)
- Four (4) dry contact (NO/NC) monitoring points
- One (1) 8-bit analog-to-digital converter (0 to 5VDC)

KIT-PRO2LINK-01M or -01D provides ability to link (2) additional PRO2 units

KIT-STEYE-01 or -10 provides access to key metrics through Bluetooth

KIT-SUS-01 StartUp Stick™ for rapid configuration

SPM (Sentry® Power Manager):

- Monitor and manage multiple PDUs from a single point
- Monitor and manage alarm conditions
- Create reports and trends on stored data
- Analyze power usage per phase
- Optional appliance or virtual version
- VMware Ready²

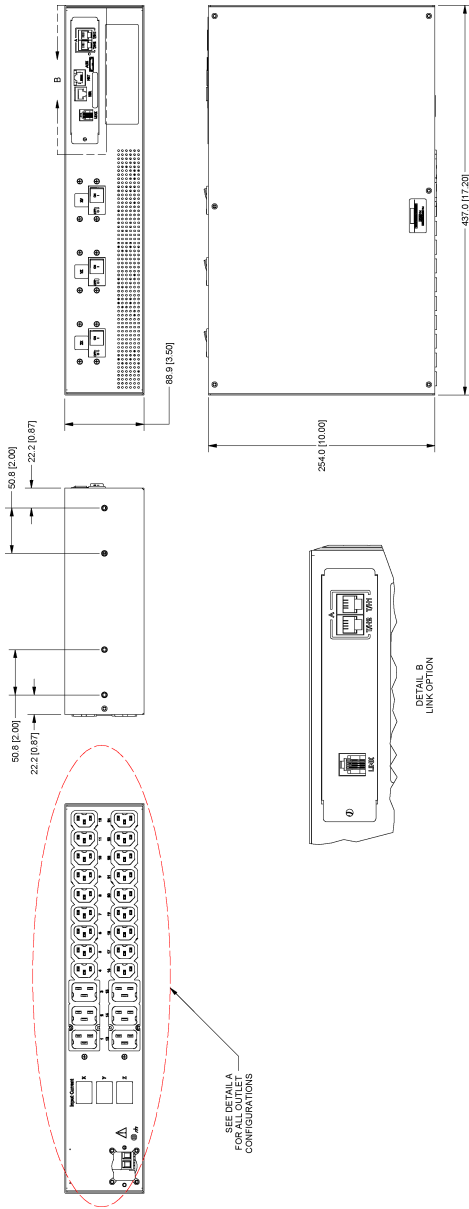
Mounting Brackets

- mounting brackets included
- See the Mounting Bracket Guide for further suggestions
- Custom mounting options available. Contact your local Server Technology representative

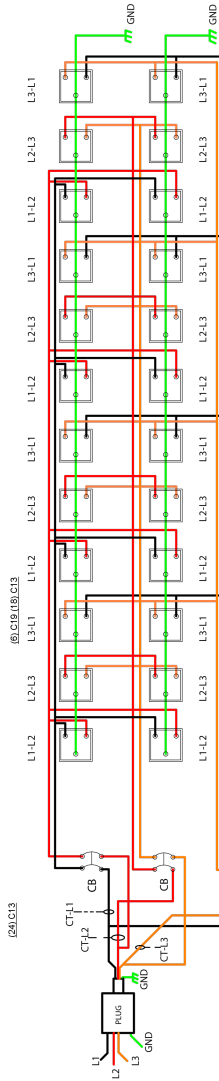
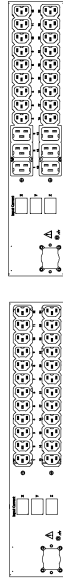
Cable Retention Devices for non-locking cords

- EZip
- Cable Sleeve

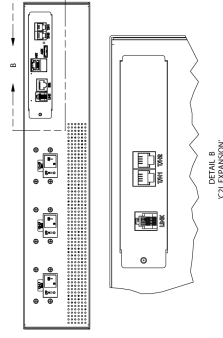
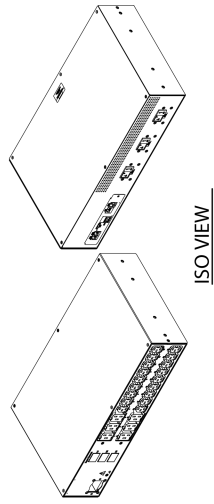
Drawings



OPTIONAL OUTLET CONFIGURATIONS



Part Number	Part Name	Part Description	Part Quantity	Part Unit	Part Notes
G13-HP-DB-NSD-X	1-Port USB 3.0 Hub	1-Port USB 3.0 Hub	1	Each	1-Port USB 3.0 Hub
G18-HP-DB-NSD-X	2-Port USB 3.0 Hub	2-Port USB 3.0 Hub	1	Each	2-Port USB 3.0 Hub
G19-HP-DB-NSD-X	3-Port USB 3.0 Hub	3-Port USB 3.0 Hub	1	Each	3-Port USB 3.0 Hub
G23-HP-DB-NSD-X	4-Port USB 3.0 Hub	4-Port USB 3.0 Hub	1	Each	4-Port USB 3.0 Hub



OPTIONAL OUTLET CONFIGURATION

DETAIL B LINK OPTION

Additional Information

Warranty: Server Technology offers a standard 2-year limited parts & labor warranty. Extended support is available at the time of purchase. See the Support Options on the website, or contact your local Server Technology representative for more information.

Patents: Information on Server Technology patents is available on the website at:

www.servertech.com/products/patents

HDOT, PIPS, POPS, CDU, Sentry, Server Technology, the ST Eye logo, and the globe logo are U.S. registered trademarks of Server Technology, Inc. Power Pivot, EZip, StartUp Stick and PRO2 are trademarks of Server Technology, Inc.

Information in this document is current as of time of publishing. Contact your Server Technology representative for the most up-to-date information. ©2017 Server Technology, Inc.

¹ Cisco EnergyWise is a U.S. registered trademark of Cisco Technology, Inc.

² VMware and VMware Ready is a registered trademark or trademark of VMware, Inc. in the United States and/or other jurisdictions.

³ "Global" models are typically for use in countries outside of North America. Contact your Server Technology representative for more information about which models are appropriate for your application.

This datasheet was generated on: 20-Dec-2017

Interested in learning more about how Server Technology can help you manage and distribute power in your datacenter?

Visit us online at: www.servertech.com/products/

North America Headquarters

1040 Sandhill Road
Reno, Nevada 89521
1-775-284-2000 Tel
1-800-835-1515 Toll Free
1-775-284-2065 Fax
sales@servertech.com
www.servertech.com
www.servertechblog.com

Int'l West Headquarters

Fountain Court
2 Victoria Square
Victoria Street
St. Albans
AL1 3TF
United Kingdom
+44 (0) 1727 884676 Tel
+44 (0) 1727 220815 Fax
salesint@servertech.com

Int'l Central Headquarters

10th + 11th Floor
Westhafen Tower
Westhafenplatz 1
60327 Frankfurt
Germany
+49 697 1045 6205 Tel
+49 697 1045 6450 Fax
salesint@servertech.com

Int'l East Headquarters

Level 43, AIA Tower
183 Electric Road, North
Point, Hong Kong
+852 3975 1828 Tel
+852 3975 1800 Fax
salesint@servertech.com

Int'l Mid-East Headquarters

RMZ Infinity 1st floor Tower D
Municipal No. 3
Old Madras Road
Benniganahalli Village
Krishnarajpuram Hobli
Bangalore, 560016
India
+91 99022 44534 Tel
salesint@servertech.com



Server Technology



Stay Powered



Be Supported



Get Ahead

Sentry and Server Technology are registered trademarks of Server Technology Incorporated. Information is subject to change without notice. Printed in USA. Server Technology offers a wide range of products for North America and Global markets; for more information visit our website at www.servertech.com